



SM

living couture
2019

HOFFMAN collection

Hoffman collection

SM Living Couture, fondata da Gianpiero Pansitta, è una delle più rinomate aziende nel settore del luxury living e nell'arredamento.

SM Living Couture, presente sia a Livello Internazionale che Nazionale, si contraddistingue per le proprie capacità produttive, che ne fanno il punto di forza del brand, dove ogni processo della filiera produttiva è curato e realizzato secondo mani esperte da abili artigiani Italiani.

Sm Living Couture, si affaccia al mercato mondiale, dove grazie al supporto dei designer che collaborano con il brand, è in grado di soddisfare le diverse esigenze dettate dal mercato.

Dal mondo del contract al custom made, SM Living Couture decide di sviluppare le proprie collezioni di prodotto, dove rispecchiare la maestria dei propri artigiani e un design senza tempo.

Crediamo che la ricerca della perfezione in termine di qualità e la passione che ci contraddistingue, rappresentino i primi veri passi verso l'Eccellenza.

SM Living Couture was founded by Gianpiero Pansitta, it's one of the most renowned companies in the luxury living and furniture field.

SM Living Couture is present at international and national level, it stands out for its production capabilities, which make it the cardinal point of the brand, where every process of production is cured and realized according to expert hands of skilled italian artisans.

To meet all the needs dictated by the market, from the contract world to the custom made, developing it's own furniture collections. Where to reflect the know-how of their craftsmen and the timeless lines that make the brand.

We believe that through the search for perfection in terms of quality, and the daily passion that the craftsman puts in their work, will be the first steps towards excellence.



*Gianpiero Pansitta
CEO and Founder*

Amministratore CEO della SM Living Couture, con passione per il proprio lavoro ed abnegazione quotidiana dirige le operazioni di un'azienda in piena espansione. Promotore e fermamente convinto che la qualità e il Made in Italy sia la ricetta perfetta per l'internazionalizzazione dell'impresa.

CEO of SM Living Couture, with a passion for his job and daily dedication, directs the operations of a company in full expansion. Promotor firmly believes that quality and Made in Italy is the



perfect recipe for the internationalization of the company.

*Fabio Arcaini
Interior Designer & Art Director*

Nato negli anni 90, si trasferisce a Milano nel 2009 dove ottiene il suo diploma in Interior Design presso lo 'IED'. Da quel momento in poi si è mosso tracciando i suoi passi, lavorando per diversi studi di architettura e di design sul panorama nazionale e internazionale. Al momento si occupa di seguire la Divisione Contract e dello sviluppo delle collezioni SM Living Couture.

Born in the 90s, he moved to Milan in 2009 where he obtained his interior design degree at the "IED". From that moment on, he moved tracing his steps, working for several architecture and design firms on the national and international panorama. At the moment he is in charge of following the Contract Division and the SM Living Couture collections.

Hoffman collection

<i>Hoffman collection</i>	<i>5</i>
<i>The Living & The Dining</i>	<i>6</i>
<i>The Living</i>	<i>18</i>
<i>The Master Bedroom</i>	<i>26</i>

The Living & The Dining

THOMAS COMPOSIZIONE

DVN_05 - Modulo lungo 105x175 + SCH_02 schienale + BRA_01 bracciolo

DVN_03 - Modulo singolo 105x105 + SCH_01 schienale

DVN_03 - Modulo singolo 105x105 + ANG_01 angolo

DVN_04 - Modulo doppio 105x140 + BRA_01 bracciolo

PETER - TVN_06 Tavolino servetto quadrato

RYAN - TVN_06b tavolino servetto rettangolare

DANIEL - TVN_07 Tavolino servetto tondo

RALPH

PNA_05 Poltrona

KATE

MDA_07 - Madia bassa

DIANA

MDA_08 - Madia alta

DONA

TVN_09 - Tavolino

EDWARD

TVO_04b - Tavolo da pranzo

NORA

SDA_03 - Sedia da pranzo

THOMAS COMPOSITION

DVN_05 - Extended module 105x175 + SCH_02 beckrest + BRA_01 armrest

DVN_03 - Single module 105x105 + SCH_01 beckrest

DVN_03 - Single module 105x105 + ANG_01 corner

DVN_04 - Twin module 105x140 + BRA_01 armrest

PETER - TVN_06 Squared side table

RYAN - TVN_06b Side table

DANIEL - TVN_07 Round side table

RALPH

PNA_05 Armchair

KATE

MDA_07 - Low sideboard

DIANA

MDA_08 - Tall sideboard

DONA

TVN_09 - Small Table

EDWARD

TVO_04b - Dining table

NORA

SDA_03 - Dining chair





CHANEL
1986





THOMAS COMPOSIZIONE

DVN_05 - Modulo lungo 105x175 + SCH_02 schienale + BRA_01 bracciolo

DVN_05 - Extended module 105x175 + SCH_02 beckrest + BRA_01 armrest



RALPH

PNA_05 Poltrona

PNA_05 Armchair

KATE

MDA_07 - Madia bassa

MDA_07 - Low sideboard







KATE
MDA_07 - Madia bassa
DIANA
MDA_08 - Madia alta

EDWARD
TVO_04b - Tavolo da pranzo
NORA
SDA_03 - Sedia da pranzo

KATE
MDA_07 - Low sideboard
DIANA
MDA_08 - Tall sideboard

EDWARD
TVO_04b - Dining table
NORA
SDA_03 - Dining chair

The Living

LAWRENCE

PNA_04 Poltrona

THOMAS COMPOSIZIONE

DVN_06 - Chaise longue 140x175

DVN_03 - Modulo singolo 105x105 + SCH_01 schienale

PETER - TVN_06 Tavolino servetto quadrato

DVN_03 - Modulo singolo 105x105 + ANG_01 angolo

RYAN - TVN_06b tavolino servetto rettangolare

CHRIS

TVN_08 - Tavolino servetto basso

DANIEL

TVN_07 - Tavolino servetto tondo

THOMAS

DVN_07 - Daybed

DIANA

MDA_08 - Madia alta

DANIEL

TVN_08 - Tavolino

LAWRENCE

PNA_04 Armchair

THOMAS COMPOSITION

DVN_06 -Chaise Longue

DVN_03 - Single module 105x105 + SCH_01 becrest

PETER - TVN_06 Squared side table

DVN_03 - Single module 105x105 + ANG_01 corner

RYAN - TVN_06b Side table

CHRIS

TVN_08 - Low side table

DANIEL

TVN_07 - Round side table

THOMAS

DVN_07 - Daybed

DIANA

MDA_08 - Tall sideboard

DANIEL


TVN_09 - Low side Table







LAWRENCE
PNA_04 Poltrona
PNA_04 Armchair



PETER
TVN_06 - Tavolino servetto quadrato
TVN_06 - Squared side table



DIANA
MDA_08 - Madia alta
MDA_08 - Tall sideboard



The Master Bedroom

RALPH

PNA_05 Poltrona

KEITH

CMO_02 - Madia notte

BILLY

CMD_06 - Comodino

DOUGLAS

BED_07 - Letto king size

RALPH

PNA_05 Armchair

KEITH

CMO_02 - Night chest

BILLY

CMD_06 - Night side table

DOUGLAS

BED_07 - Letto king size







KEITH
CMO_02 - Madia notte
CMO_02 - Night chest



BILLY
CMD_06 - Comodino
CMD_06 - Night side table


DOUGLAS
BED_07 - Letto king size
BED_07 - king size bed





Hoffman collection

34




35



36



37




HOFFMAN COLLECTION



THOMAS - Modulo singolo / Single module

105x 105x 40 (cm) - 41x 41x 15 (inch)

DIVANO IN VELLUTO, BASE IN METALLO, FINITURA TITANIO
VELVET SOFA, METAL BASEMENT TITANIUM FINISHING



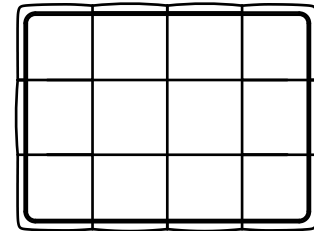
HOFFMAN COLLECTION



THOMAS - Modulo doppio / Twin module

105x 140x 40 (cm) - 41x 55x 15 (inch)

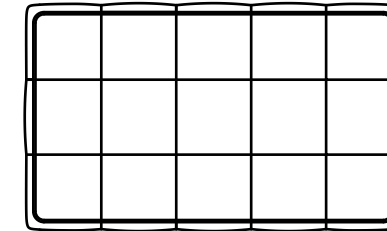
DIVANO IN VELLUTO, BASE IN METALLO, FINITURA TITANIO
VELVET SOFA, METAL BASEMENT TITANIUM FINISHING



THOMAS - Modulo lungo / Extended module

105x 175x 40 (cm) - 41x 69x 15 (inch)

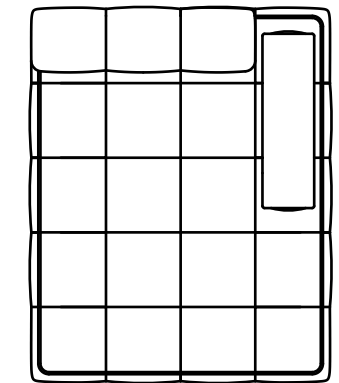
DIVANO IN VELLUTO, BASE IN METALLO, FINITURA TITANIO
VELVET SOFA, METAL BASEMENT TITANIUM FINISHING



THOMAS - Chaise longue

140x 175x 70 (cm) - 55x 69x 27 (inch)

DIVANO IN VELLUTO, BASE IN METALLO, FINITURA TITANIO
VELVET SOFA, METAL BASEMENT TITANIUM FINISHING



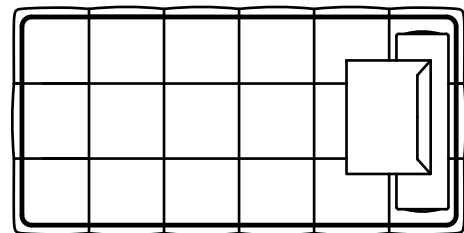
HOFFMAN COLLECTION



THOMAS - Daybed

211,5x 105x 70 (cm) - 83x 41x 27 (inch)

LETTONE CON RULLO
OTTOMAN WITH ROLLER ARMREST



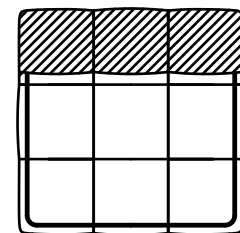
HOFFMAN COLLECTION



THOMAS - Schienale / Backrest

105x 30x 30 (cm) - 41x 12x 12 (inch)

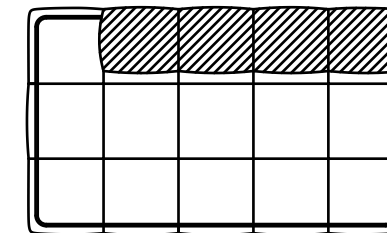
SCHIENALE DRITTO A CUBI
STRAIGHT BACKREST



THOMAS - Schienale / Backrest

140x 30x 30 (cm) - 55x 12x 12 (inch)

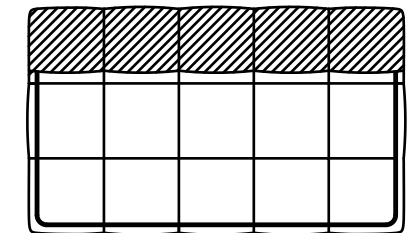
SCHIENALE DRITTO A CUBI
STRAIGHT BACKREST



THOMAS - Schienale / Backrest

175x 30x 30 (cm) - 69x 12x 12 (inch)

SCHIENALE DRITTO A CUBI
STRAIGHT BACKREST



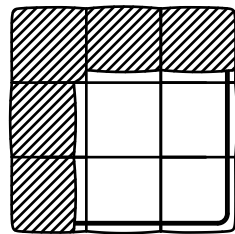
HOFFMAN COLLECTION



THOMAS - Angolo / Corner

105x 105x 30 (cm) - 41x 41x 12 (inch)

SCHIENALE ANGOLARE PER CORNER
CORNER BACKREST



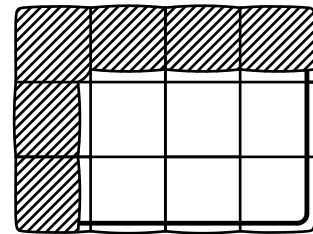
HOFFMAN COLLECTION



THOMAS - Angolo / Corner

105x 140x 30 (cm) - 41x 55x 12 (inch)

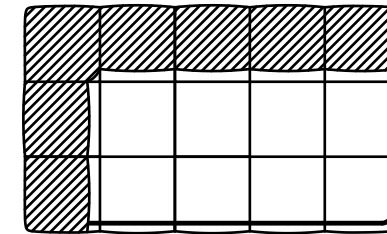
SCHIENALE ANGOLARE PER CORNER
CORNER BACKREST



THOMAS - Angolo / Corner

105x 175x 30 (cm) - 41x 69x 12 (inch)

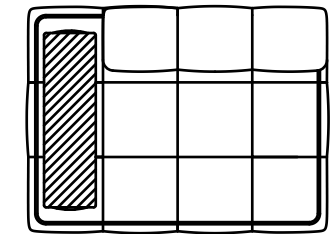
SCHIENALE ANGOLARE PER CORNER
CORNER BACKREST



THOMAS - Bracciolo / Armrest

L 175x D 25 (cm) - L 33x D 10 (inch)

BRACCIOLO CILINDRICO
CYLINDRICAL ARMREST



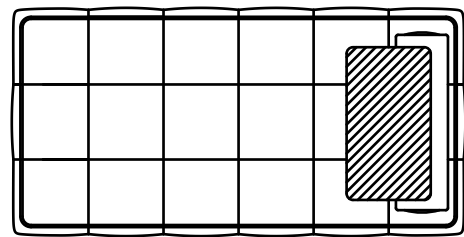
HOFFMAN COLLECTION



THOMAS - Cuscino / Cushion

90x 40x 20 (cm) - 35x 15x 8 (inch)

CUSCINO SCHIENALE
BECKREST CUSHION




HOFFMAN COLLECTION



LAWRENCE

70x 72x 70,5 (cm) - 27x 28x 27,7 (inch)


POLTRONA CON GUSCIO IN PELLE, INTERNO IN TESSUTO, TELAIO IN
METALLO VERNICIATO E PIEDINO TITANIO
LEATHER SHELL ARMCHAIR, FABRIC COVERING, VARNISHED METAL FRAME,
METAL FEET



RALPH

70x 77x 73 (cm) - 27x 30x 28 (inch)


POLTRONA IN PELLE CON INTERNO IN TESSUTO, SUPPORTO SEDUTA IN
METALLO, PIEDINI FINITURA ORO
LEATHER ARMCHAIR WITH FABRIC INTERIOR, METAL SUPPORT UNDER SEATING,
GOLD METAL FEET



PETER

105x 105x 33,5 (cm) - 41x 41x 13,2 (inch)

TAVOLINO SERVETTO QUADRATO IN CRISTALLO, CONTENITORE
IMPIALLACCIATO ROVERE GRIGIO, BASE IN TITANIO SATINATO
SQUAREDSIDE TABLE, SMOKEY GLASS TOP, VEENERED SMOKED OAK GREY,
METAL BASE SATIN TITANIUM FINISHING



HOFFMAN COLLECTION

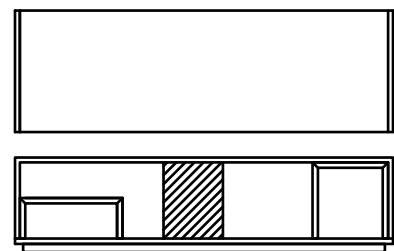


RYAN

140x 45x 35 (cm) - 55x 17x 13 (inch)

TAVOLINO SERVETTO RETTANGOLARE IN CRISTALLO, CON ELEMENTO IN MARMO E CONTENITORI IMPIALLACCIATI ROVERE GRIGIO, BASE IN TITANIO SATINATO

SIDETABLE, SMOKEY GLASS TOP, MARBLE ELEMENT, VEENERED SMOKEY OAK FINISHING, METAL BASEMENT SATIN TITANIUM FINISHING



HOFFMAN COLLECTION




DANIEL

D 40x 36 (cm) - D 15x 14 (inch)

TAVOLINO SERVETTO ALTO, TOP IN MARMO, GAMBA CON CALZA IN PELLE, BASE IN METALLO

ROUND SIDETABLE, MARBLE TOP, METAL LEG COVERED IN LEATHER, METAL BASEMENT

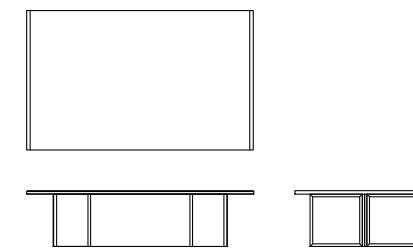


CHRIS

130x 80x 32 (cm) - 51x 31x 12 (inch)

TAVOLINO SERVETTO BASSO RETTANGOLARE, TOP IN MARMO, GAMBA TRASVERSALE IN PELLE CON TELAI IN METALLO

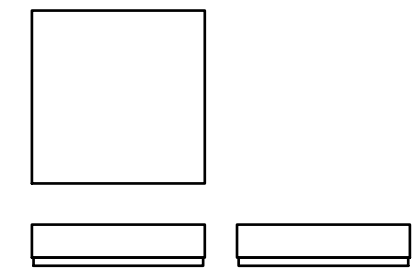
LOW SIDETABLE, MARBLE TOP, LEATHER COVERED LEG PANEL, METAL FRAME



DONA

105x 105x 25 (cm) - 41x 41x 9 (inch)

TAVOLINO SERVETTO QUADRATO LAMINATO IN LEGNO NOCE
SQUARESIDETABLE, VEENERED, METAL BASE SATIN TITANIUM FINISHING



HOFFMAN COLLECTION



EDWARD

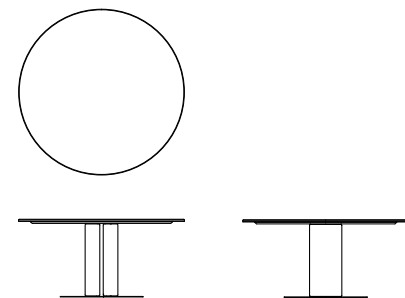
D 160x 75 (cm) - D 63x 29 (inch)

D 180x 75 (cm) - D 71x 29 (inch)

TAVOLO ROTONDO CON TOP IN MARMO, GAMBA E BASE IN METALLO

SATINATO RIVESTITA IN PELLE

ROUND DINNING TABLE, MARBLE TOP, LEG AND BASE IN SATIN METAL COVERED IN NATURAL LEATHER



50

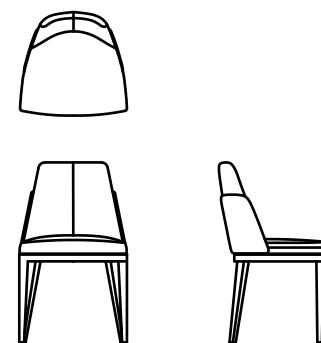


NORA

52x 60x 86 (cm) - 20x 23x 34 (inch)

SEDIA IN VELLUTO O PELLE CON SCHIENALE IMBOTTITO, GAMBE IN ROVERE

DINING CHAIR, VELVET OR NATURAL LEATHER COVERING, SMOKEY GRAY OAK LEGS



HOFFMAN COLLECTION



KATE

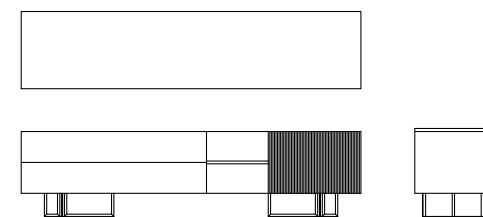
220x 50x 57 (cm) - 86x 19x 22 (inch)

MADIA BASSA CON CASSA IMPIALLACCIATA ROVERE GRIGIO, ANTA

LACCATA FRESATA, 2 CASSETTI PUSH-PULL, TOP IN MARMO, GAMBA CON

TELAIO FINITURA TITANIO SATINATO E PANNELLO IN PELLE

LOW SIDEBOARD, VENEERED SMOKEY GRAY OAK, MILLED LACQUERED DRAWER, 2 PUSH-PULL DRAWERS, MARBLE TOP, BASEMENT MADE OUT OF LEATHER COVERED PANELS AND METAL FRAMES



DIANA

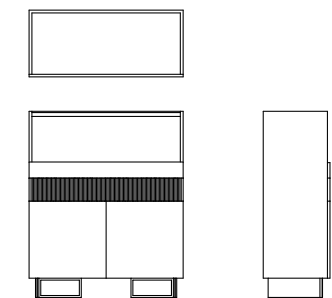
120x 52x 147 (cm) - 47x 20x 57 (inch)

MADIA ALTA CON VANO A GIORNO, CASSETTO LACCATO CASSETTO, 2

ANTE IMPIALLACCIATE ROVERE GRIGIO, GAMBA CON TELAIO FINITURA

METALLO E PANNELLO IN PELLE

TALL SIDEBOARD, DAY COMPARTMENT, 2 VENEERED SMOKEY GRAY OAK DOORS, ONE MILLED LACQUERED DRAWERS, ONE LACQUERED DRWAER, BASEMENT MADE OUT OF LEATHER COVERED PANELS AND METAL FRAMES



51

HOFFMAN COLLECTION

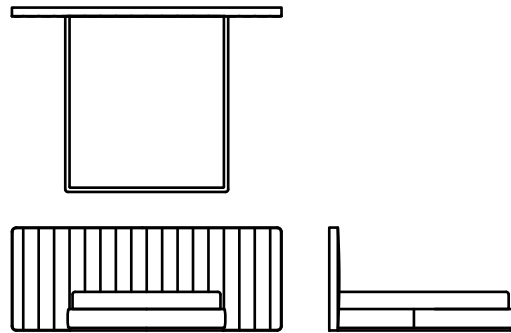


DOUGLAS

253x 215x 110 (cm) - 99x 84x 43 (inch)
206x 230x 100 (cm) - 81x 80x 39 (inch)

LETTO KING SIZE, TESTATA IMBOTTITA, RIVESTITA IN VELLUTO O PELLE,
CONTROTELAIO IN METALLO

KING SIZED BED, PADDED HEADBOARD COVERED IN VELVET OR NATURAL
LEATHER, ALL AROUND FRAME IN METAL TITANIUM FINISHING



HOFFMAN COLLECTION

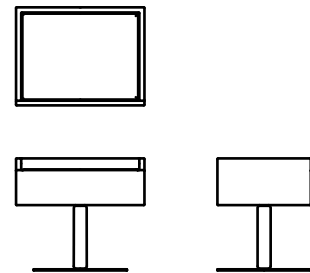


ROGER

55x 42x 48 (cm) - 21x 16x 19 (inch)

COMODINO CON VANO A UN CASSETTO SU GAMBA RIVESTITA IN PELLE CON
BASE IN METALLO

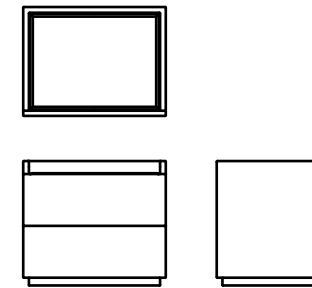
NIGHT SIDE TABLE, ONE DRAWER, METAL LEG AND BASEMENT COVERED IN
NATURAL LEATHER



BILLY

55x 42x 48 (cm) - 21x 16x 19 (inch)

COMODINO A TERRA CON VANO A DUE CASSETTI PUSH-PULL
NIGHT SIDE TABLE, TWO PUSH-PULL DRAWERS

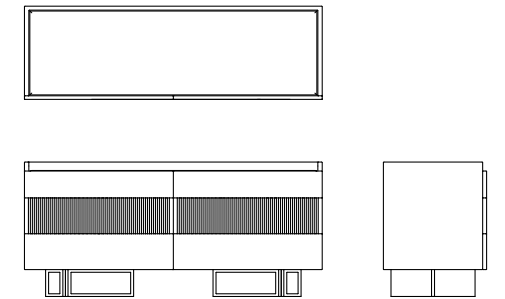


KEITH

150x 52x 75 (cm) - 59x 20x 29 (inch)

MOBILE CONTENITORE TRE CASSETTI CON VANO A VISTA, GAMBA CON
TELAIO IN METALLO E PANNELLO IN PELLE

NIGHT CHEST THREE DRAWERS, BASEMENT MADE OUT OF LEATHER
COVERED PANELS AND METAL FRAMES



ART DIRECTION:

FABIO ARCAINI

3D RENDERING, GRAPHIC DESIGN:

ANTONIO MAIETTA - MAVIACOMPUTERGRAFICA.IT

WWW.SMLIVINGCOUTURE.COM