




**louis
poulsen**



LP GRAND


By Christian Flindt

BIG, BIGGER, BIGGEST

Made for greatness. To illuminate large spaces. To be used here, there and everywhere. LP GRAND has attitude and character, and, at the same time, elegantly suits its surroundings. A big lamp in every respect, one that illuminates both up and down and makes a generous contribution to the general lighting and expression of the room as a whole. A smart, functional design with a uniform idiom irrespective of whether it is switched on or off.

LP GRAND is a big lamp with extraordinary versatility and great ambitions. In short, big news from Louis Poulsen.







CONSIDERATION

A treat for the eye. Beautiful balance between the illuminating and non-illuminating parts. Great illumination with wonderful light distribution and output. High quality and an elevated sense of detail. As always. But no details without function. Balance between price and product, with full respect for design and function. A family of lights to cover all kinds of needs in a wide range of contexts. Open and accommodating towards all architectural styles.

**louis
poulsen**

NO BOUNDARIES

Factory halls, hotel foyers, meeting rooms, stairwells, entrance areas, reception desks, exhibition halls, businesses, concert halls, shopping malls, railway stations, airports, schools, offices, museums, mosques, hospitals, churches, conference centres, vestibules and many, many other places.

LP GRAND fits in everywhere. No matter whether the style is rustic, classical, renaissance, modern, hi-tech or art deco. The only limit is the extent of your creativity.



CONCERT HALLS

SHOPPING MALLS

OFFICES

RECEPTIONS

MEETING ROOMS

ENTRANCE AREAS

HOSPITALS

CANTEENS

STAIRWELLS

LOBBIES

Black



Champagne



White



READY TO TAKE ON NEW CHALLENGES

LP GRAND has been analysed thoroughly and tested from A to Z. Created to meet the illumination challenges of the future. A completely simple design, where function, comfort and atmosphere combine to form a coherent whole.

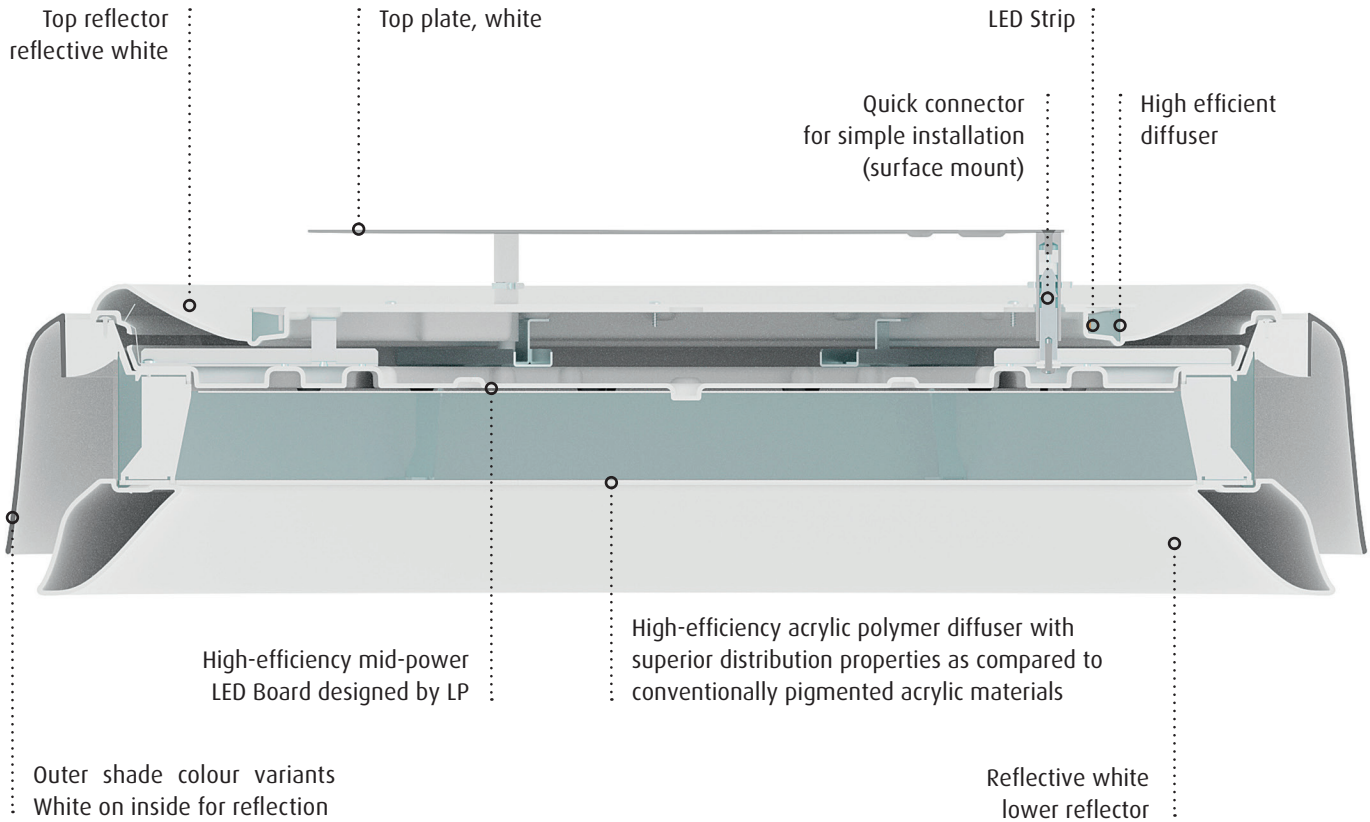
LP GRAND is a big lamp. In both size and performance. Fitted directly to the ceiling, suspended at various heights, or positioned on the wall. There is every opportunity to create extraordinary, previously unseen light installations.

**louis
poulsen**





THINK DIFFERENTLY
– DIFFERENTLY THOUGHT



ILLUMINATION

Designed for both aesthetic and functional longevity. Intended for hanging suspension height and lighting up – and down. Created to require minimal service while providing optimal illumination. Built to keep on keeping on – and to keep its promises.

THINK BIG

We don't just turn on the light to see; we turn it on to create an atmosphere. Illumination gives the room its identity. LP GRAND can blend in seamlessly, or make a provocative statement. So power up your creativity and think big when it is time to give the room its light.

**louis
poulsen**



.....

AND DIFFERENT..

.....







KEY FEATURES

Pendant with 100% glare-free light · high energy efficiency · diffuse and pleasant light distribution · light directed upwards and downwards · highly uniform light distribution as the acrylic diffuser eliminates LED spots · impressive flexibility on account of multiple sizes and installation options · minimalist design · uniform design idiom both when switched off and when illuminated · great architectural versatility · simple installation · complete family of lights





LIGHT AMBIENCE

LP GRAND primarily provides downward directed light. About 90% of the light is directed downwards through the round diffuser. The remaining 10 % is directed upwards as indirect light reflected from the top reflector, and illuminates the ceiling or mounting surface. This helps balance the luminance in the room, avoiding the problem whereby suspended lights divide the room into dark and light sections. The upwards illumination provides a good spatial effect, integrating the area above the fixtures into the total ambience of the room.

The light is reflected between the round components – the top and bottom reflectors and outer shade – so the fixture glows and is atmospheric in itself, while the form and layers are accentuated.

HARMONY

LP GRAND is ultra-minimalist in its expression, and therefore blends in seamlessly, harmoniously and pleasantly with all types of architecture.

The three sizes and three installation options translate into impressive flexibility and help generate variation and coherence among all rooms and niches in the building.



LP GRAND

Design: Christian Flindt

Concept: The circular luminaire is perceived as a set of coinciding rings based around a centrally positioned horizontal diffuser. A large angled reflector circumferences the diffuser and reduces the contrast around the edge. A revolved top reflector is perfectly curved to distribute uplight in a wide angle. A coloured outer shade surrounds the reflector and creates an interreflection of light resulting in a graceful glow of light on the outside of the top and bottom reflector. In total, it creates four rings of light surrounding the central diffuser.

Finish: Reflector: Mat white satin finish, Outer shade (outside): Mat (Black and Champagne) or gloss (white), wet painted surface, Diffuser: Glossy.

Material: Top reflector: Ø 580: ABS, Ø 880/Ø 1480: PE, Bottom reflector: PE, Housing Ø 580: ABS, Ø 880/Ø 1480: PE, Outer shade: Ø 580/Ø 880: ABS, Ø 1480: PUR, Diffuser: PMMA.

Mounting: Suspension type: Cable 5x0,75mm² (US-18AWG) with cable & wire. Ø 580/Ø 880: 1x5x0,75mm² (US-18AWG) with cable & 3 wires, Ø 1480: 2x5x0,75mm² (US-18AWG) with cable & 4 wires Canopy cover: Ø 580/Ø 880: Yes, Ø 1480: No. Cable & Wire length: 4m. Wall bracket Ø 580: Yes, Ø 880/Ø 1480: No, Ceiling bracket All sizes: Yes, Surface: Loose cable with plug for primary side of installation included in pack, Looping: No.

Weight: Max. Ø 580: 5kg, Ø 880: 13kg, Ø 1480: 34kg.

Class: Class: Ingress protection IP20. Electric shock protection I w. ground.

PRODUCT CODE SKYLINE-P

DIMENSION

Ø 580
Ø 880
Ø 1480

VOLTAGE

120-277V

MOUNTING

SURFACE CEILING
SUSPENDED
WALL (Ø 580 ONLY)

FINISH

WHITE GLOSSY
BLACK MAT
CHAMPAGNE MAT

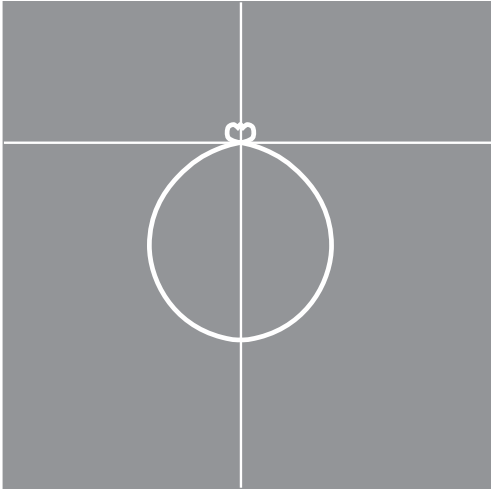
LIGHTING CONTROL

1-10V
DALI

LIGHT SOURCE

59W LED/3000K
113W LED/3000K
212W LED/3000K





Facts	580	880	1480
System power:	59	113	212
Lm package 4000K:	4800	9700	21100
Lm/W:	81	86	100
CRI:	>80	>80	>80
SDCM:	3	3	3
Dimming info:	1-10/DALI	1-10/DALI	1-10/DALI

Please note that all data is preliminary. See the website for the latest light source data.





LIGHT IMPULSES

Light needs to be experienced, and light creates experiences. Tread new paths and discover how much light actually means to the overall impression. Our memories are built on ambiances and images, so the investment in illumination is possibly one of the most underrated factors in generating experiences for people.

**louis
poulsen**

