



LP Slim Round®

Refined and subtle design



**louis
poulsen**



Set location. Kea, Copenhagen. R: Alex Hammond. P: Wichmann+Bendtsen


Refined on several levels

At Louis Poulsen, we are aware of the challenge that lies in maintaining the same visual identity in a building with many different rooms and functions. Therefore we created LP Slim Round®.

LP Slim Round is a new family of fixtures which was designed and developed by Louis Poulsen. With a broad palette of product variants, it offers the opportunity to work with one aesthetic look across different functional needs.

The design is sleek and distinct, and makes it possible to give each room its own sense of identity while at the same time preserving a unified look.

LP Slim Round is available in three different sizes, three colours and four mounting options, and is an ideal choice for open-plan offices, reception areas and meeting rooms. Or just for rooms where aesthetics and simplicity are paramount.



Design to Shape Light

At Louis Poulsen we shape light. We strive to create an atmosphere where you feel comfortable. We shape our products because of the illumination each shape creates. Every single surface and curve exists to create precisely the right atmosphere in the room. Form follows function.

LP Slim Round is a good example of our design philosophy. Here, we wanted to create an exclusive family of fixtures with a high level of aesthetic appeal. With its

minimalist and sleek design, it provides an elegant and discreet look that is perfect for many different environments.

LP Slim Round is available in four different mounting options: Recessed, semi-recessed, surface mounted and as a pendant. In the semi-recessed version, it is possible to have a 'hairline' of light between the fixture and the ceiling, which produces a sort of halo effect.

LP Slim Round product overview



Product type/installation	Recessed	Recessed	Recessed	Semi-recessed	Semi-recessed
Size (mm)	250	440	680	250	440
Wall mounting	✓	✓	✓	✓	✓
Standard colours	○ ● ●	○ ● ●	○ ● ●	○ ● ●	○ ● ●
Standard output (lm)	1200-1400	2250-2750	5500-6300	1200-1400	2250-2750
High output (lm)	—	>4000	—	—	>4000
Power consumption (Standard)	13W	25W	54W	13W	25W
Efficiency (Standard) @4000K	108 lm/W	110 lm/W	117 lm/W	108 lm/W	110 lm/W
Colour temperature	3000K, 4000K	3000K, 4000K	3000K, 4000K	3000K, 4000K	3000K, 4000K
Colour temperature, adjustable	2700-5700K	2700-5700K	On request	2700-5700K	2700-5700K
Diffuser (Opal)	✓	✓	✓	✓	✓
Diffuser UGR 19 (Micro prismatic)	✓	✓	On request	✓	✓
Dali/Switch dim	✓	✓	✓	✓	✓
Emergency light to be ordered separately	3h batt.	3h batt.	On request	3h batt.	3h batt.
Accessories (Wire mounting)	✓	✓	✓	✓	✓
Accessories (Mounting Clamp)	—	—	—	✓	✓



Semi-recessed	Surface mounted	Surface mounted	Surface mounted	Suspended	Suspended	Suspended
680	250	440	680	250	440	680
✓	✓	✓	✓	—	—	—
○●●●	○●●●	○●●●	○●●●	○●●●	○●●●	○●●●
5500-6300	1200-1400	2250-2750	5500-6300	1200-1400	2250-2750	5500-6300
—	—	>4000	—	—	>4000	—
54W	13W	25W	54W	13W	25W	54W
117 lm/W	108 lm/W	110 lm/W	117 lm/W	108 lm/W	110 lm/W	117 lm/W
3000K, 4000K	3000K, 4000K	3000K, 4000K	3000K, 4000K	3000K, 4000K	3000K, 4000K	3000K, 4000K
On request	2700-5700K	2700-5700K	On request	2700-5700K	2700-5700K	On request
✓	✓	✓	✓	✓	✓	✓
On request	✓	✓	On request	✓	✓	On request
✓	✓	✓	✓	✓	✓	✓
On request	—	—	—	—	—	—
✓	—	—	—	—	—	—
✓	—	—	—	—	—	—

Please find updated info on products on our website www.louispuulsen.com



Set location. Kea, Copenhagen. R: Alex Hammond. P: Wichmann+Bendtsen





Carefully conceived in every detail

Pendant details

Slim top with subtle curvature and a clean design, which extends into a pendant tube. A shadow ring in the top clearly defines the two parts making for a simple and logical design.

Subtle curvature

A slim ring circumferences the soft glowing diffuser. Careful and subtle curvature to the outside geometry gives the fixture form and identity.

Indirect glow

An indirect glowing light which emphasizes the circular form and gives a soft indirect glow on ceiling.

Shaping of the light

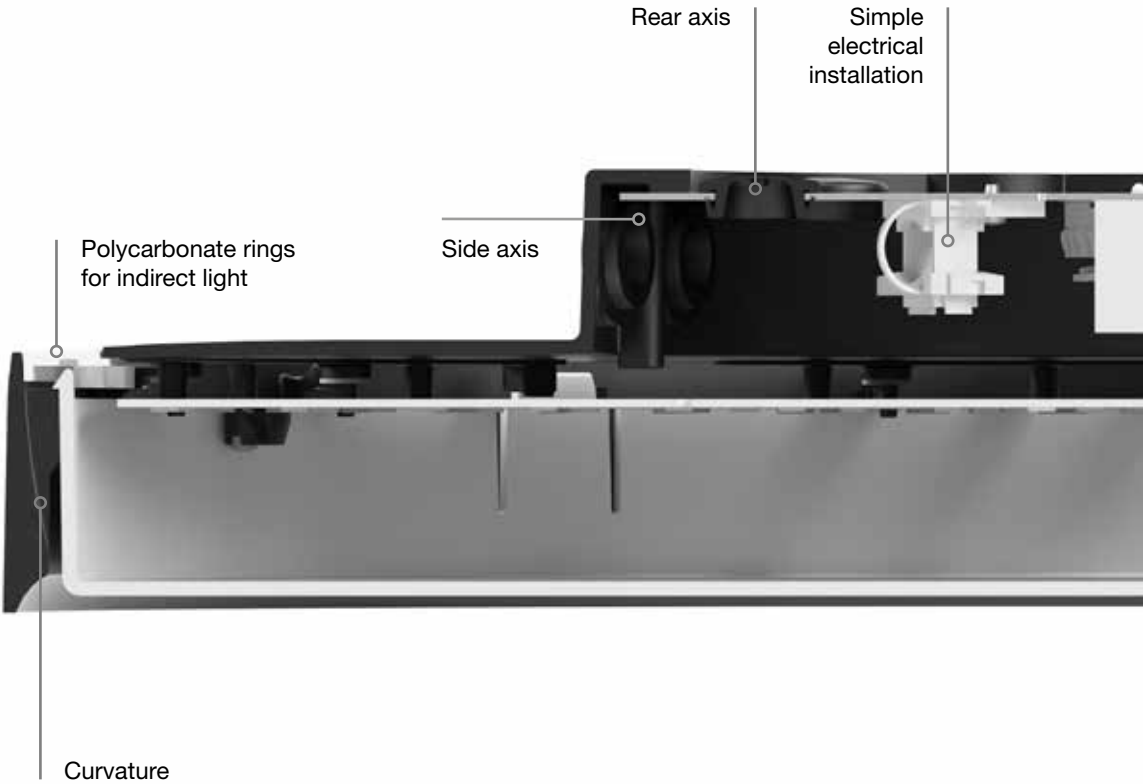
Curved ring drops below glowing diffuser. Careful detailing the distance to the diffuser and inside curvature for a contrast reducing shaping of the light.

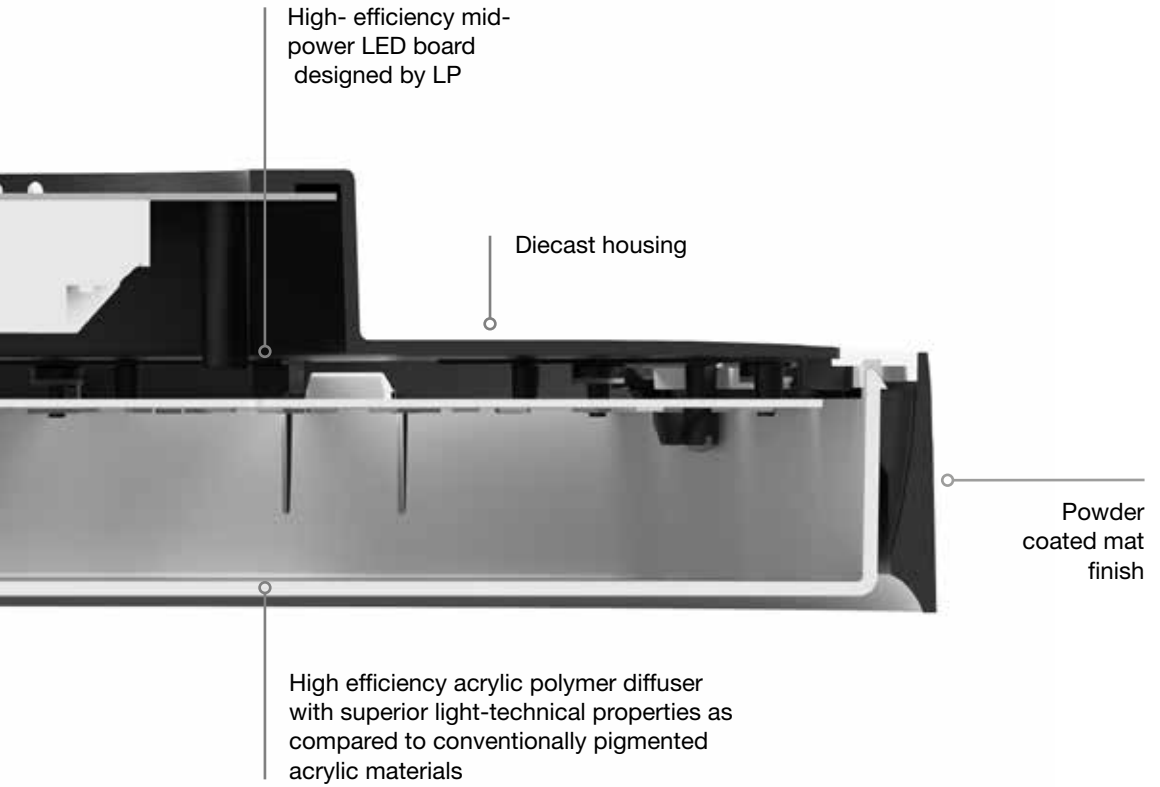


Set location. Kea, Copenhagen. R: Alex Hammond. P: Wichmann+Bendtsen



LP Slim Round from the inside out



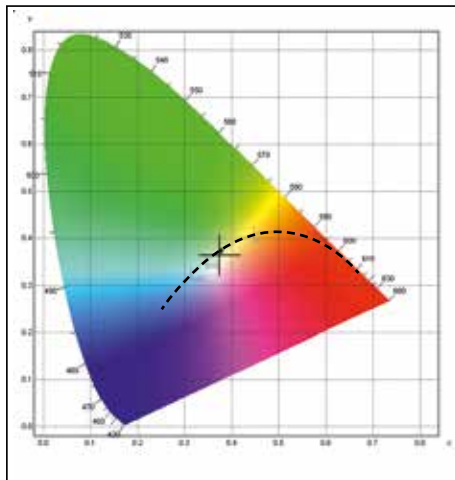
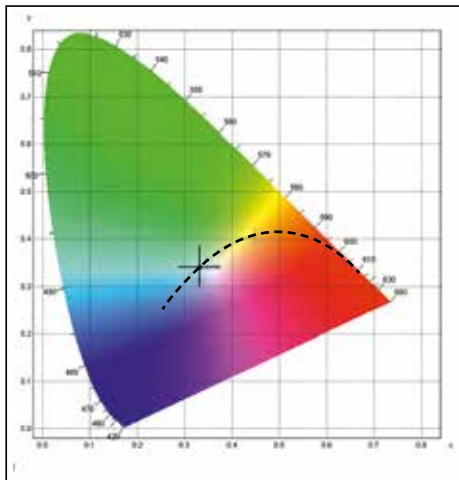
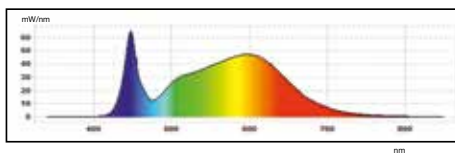
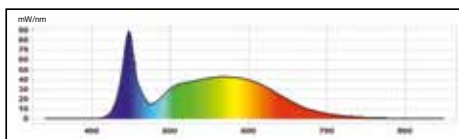
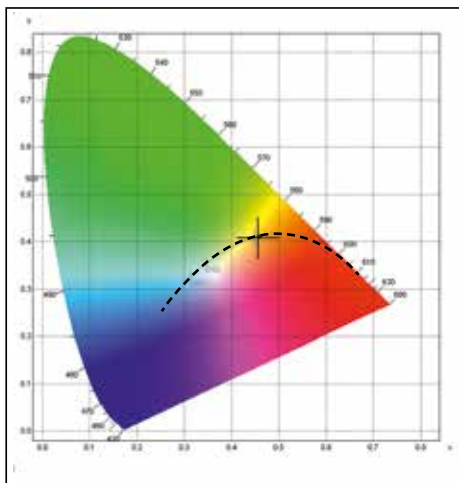
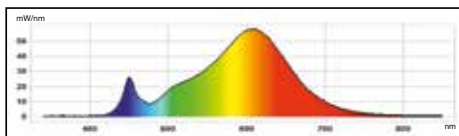


High- efficiency mid-
power LED board
designed by LP

Diecast housing

Powder
coated mat
finish

High efficiency acrylic polymer diffuser
with superior light-technical properties as
compared to conventionally pigmented
acrylic materials



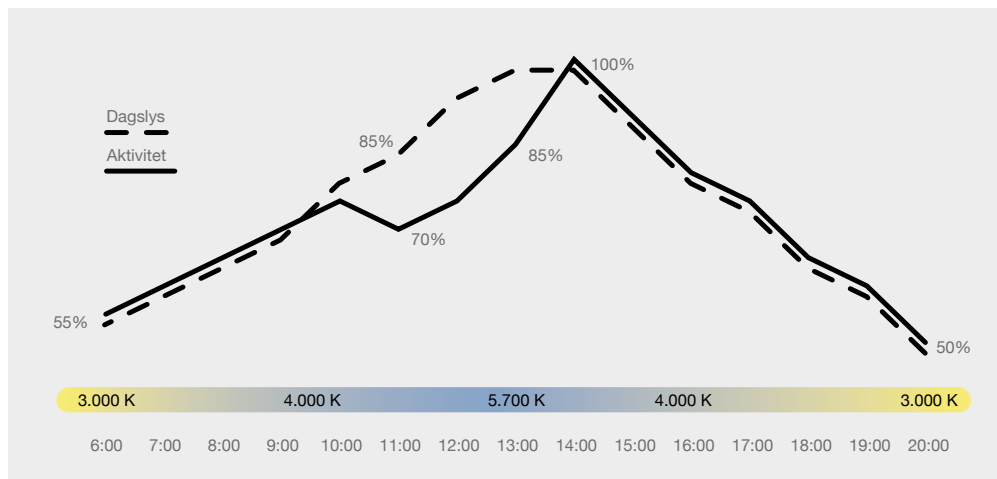
Simulating nature's rhythm

LP Slim Round – Kelvin Adjustable fixtures have a colour temperature range of 2700K to 5700K. Therefore it is possible to create everything from warm and comfortable lighting to fresh, cold illumination.

LP Slim Round – Kelvin Adjustable fixtures are supplied with DALI device type 8, which has countless settings and can be operated by means of various devices. This makes it easy to create new lighting atmospheres in the office, reception or meeting room – whether you prefer a

dynamic or warm and inviting mood in the workplace.

LP Slim Round – Kelvin Adjustable is also supplied with a sequencer, which is pre-programmed with two light arrangements. One follows the rhythm of daylight throughout the day, while the other increases the colour temperature at critical times. The illumination can also be programmed according to individual preferences.





Wall decoration made by Anne Tophøj, Maria Sølvtofte and Rune Bering.



Set location. Kea, Copenhagen, Denmark. R: Alex Hammond. P: Wichmann+Bendtsen





Intelligent lighting

The built in DALI Device Type 8 in LP Slim Round communicates with the DALI system, making it possible to control the colour temperature of the light. You can regulate the colour temperature manually, and also program individual scenarios – such as summer and winter – and then save these and activate them with a single button press.







LP Slim Round

Design: Louis Poulsen

Concept: The slim housing encircles and high-efficient acrylic diffuser emitting diffused primarily downward directed light. The slim body has a slight curvature and an inner curve which reduces contrast. The product family comes in a range of sizes and mounting options for a wide range of applications. Surface mounted and suspended versions have an indirect light component.

Finish: White, Aluminium Grey, Black. Powder coated aluminium

Material: Reflector: Die cast aluminium. Diffuser: Acrylic, opal. Installation lock: Aluminium

Mounting: Semi-Recessed: Ceiling thickness: 1–60mm. Cut-out dimensions: Ø 250: Ø 194mm, Ø 440: Ø 194mm, Ø 680: Ø 266mm. Optional mounting bracket or wire for alternative installation. Looping: Approved, max 5x1.5mm². Driver integrated. For wall mounting please use diffuser springs (accessory).

Recessed: Ceiling thickness: 1–60mm. Cut-out dimensions Ø 250: Ø 234mm Ø 440: Ø 425mm Ø 680: Ø 666mm. Optional wire for alternative installation. Looping: Approved, max 5x1.5mm². Driver integrated.

Suspended: Suspension: Cord 2x0.75mm², 4m. Driver integrated in canopy.

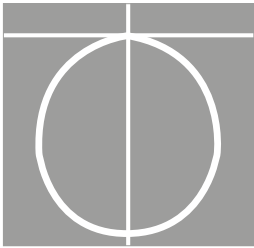
Surface Mounted: Directly on ceiling. Looping: Approved, max 5x1.5mm². Cable entries: Rear, Side-mounted. Driver integrated. For wall mounting please use enclosed diffuser springs.

Weight: Min. 2,5kg Max. 8kg.

Class: Ingress protection IP20. Electric shock protection I.



DIMENSION	LIGHT SOURCE	FINISH	SHIELD/DIFFUSER	MOUNTING	L LIGHTING CONTROL
Ø 250	13W LED 3000K 13W LED 4000K 16W LED KELVIN ADJ				
Ø 440	25W LED 3000K 25W LED 4000K 26W LED KELVIN AD	BLK ALU GREY WHT	OPAL MICRO PRISMATIC	RECESSED SEMI RECESSED SURFACE MOUNTED SUSPENDED	DALI/SWITCH-DIM
Ø 680	54W LED 3000K 54W LED 4000K				



LP Slim Round	Ø 250	Ø 450	Ø 680
Power system	13	25	54
Lumen package 4000K	1200-1400	2250-2750	5500-6300
Lm/W	108	110	117
CRI	>80	>80	>80
MacAdam	3	3	3
Dimming info	DALI/ SWITCH-DIM	DALI/ SWITCH-DIM	DALI/ SWITCH-DIM

See the website for the latest light source data

Key Features

- Slim geometry
- Subtle distinct design
- Large product family with a vast set of options to suit any project
- Three sizes
- Four mounting options
- Three colours
- Many CCTs inkl. KA
- Opal or micro prismatic options
- Indirect light component in suspended, surface and semi-recessed
- Durable high quality aluminium housing

**louis
poulsen**



louis Poulsen.com

